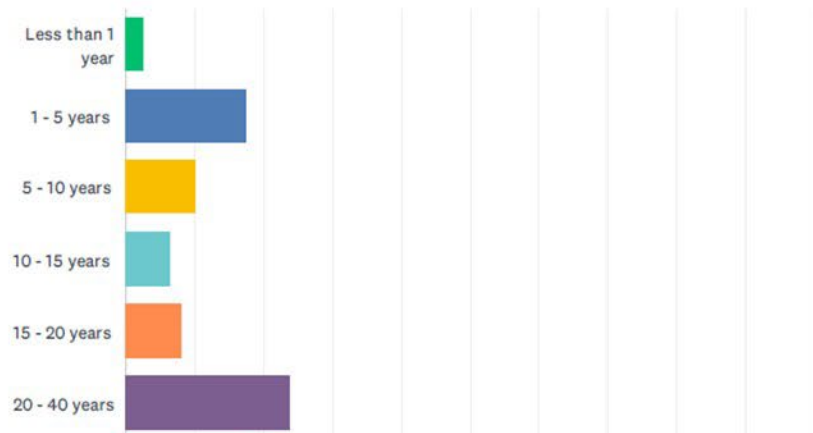


Q1 Which of the following do you represent? (choose all that apply) Q3 If you live in the Village of Northport, how long have you lived here?

Answered: 237 Skipped: 0

Answered: 234 Skipped: 3



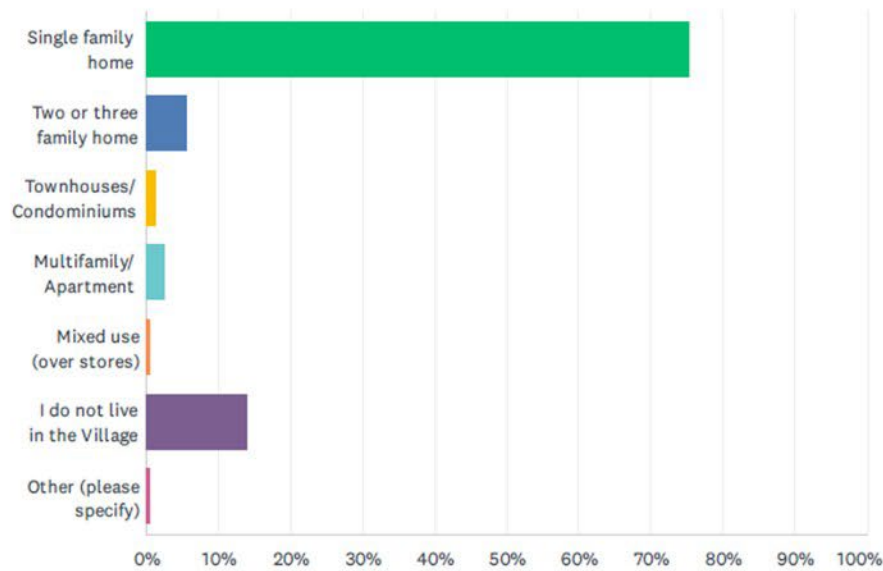
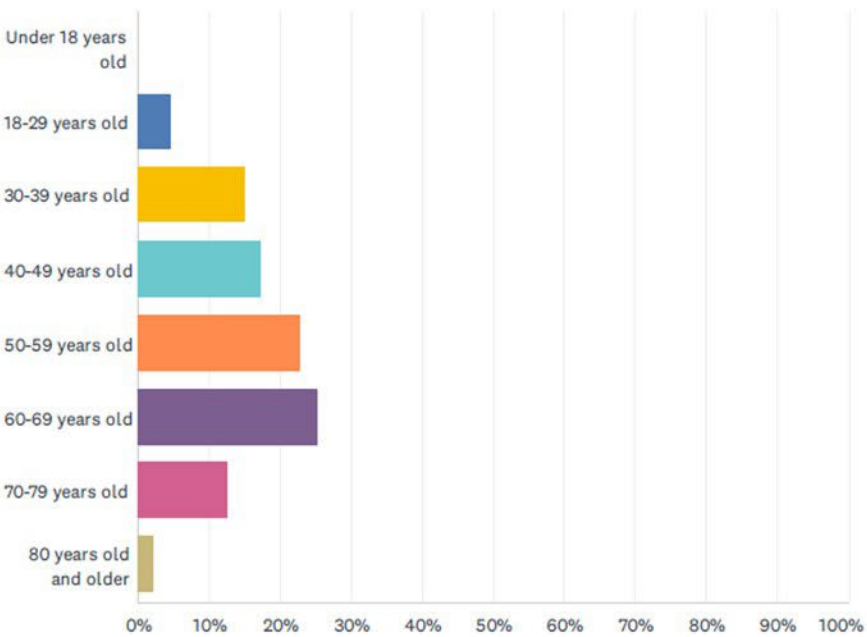
Survey Summary

Q2 Please select which age category you fall into:

Q4 If you are a resident of the Village, what type of housing unit do you live in?

Answered: 237 Skipped: 0

Answered: 233 Skipped: 4



Survey Summary

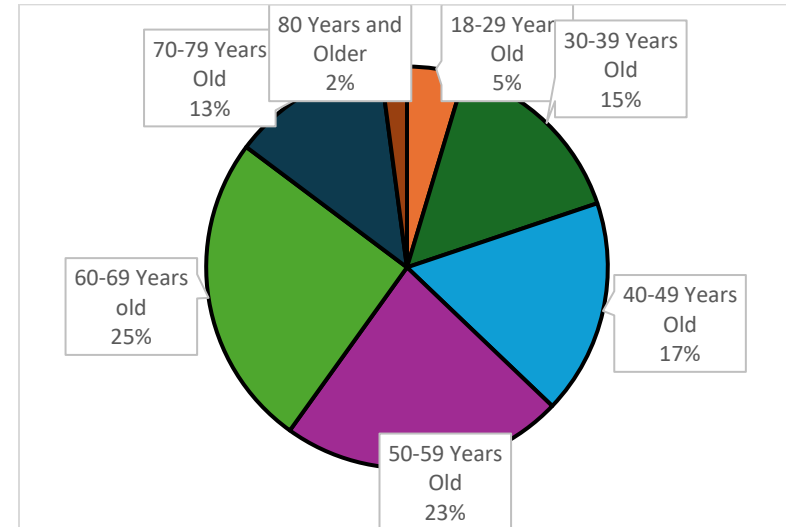
In March 2024, NPV, in conjunction with the CPC, circulated a survey to the community. The survey was primarily web-based; although paper copies were available at Village Hall and the Library which were then inputted into the online survey. The survey posed a series of questions about the Village including topics regarding basic demographics about the respondent (if they live in the Village, for how long, age, housing type), strengths and weaknesses of the Village, priorities and vision for the Village, challenges the Village is facing, desired parks and recreation improvements, and housing needs. The survey was conducted from March 24, 2024 through June 3, 2024 and a total of 237 responses were received. The following is a summary of the input received from the community.

Q1. Residency of Respondents

All 237 individuals who responded to the survey provided an answer to this question. Nearly 83% (198) of respondents either own or rent property within the Village, with a notable majority of Village residents being property owners. Other respondents included business owners, employees, or concerned citizens with a stake in the Village.

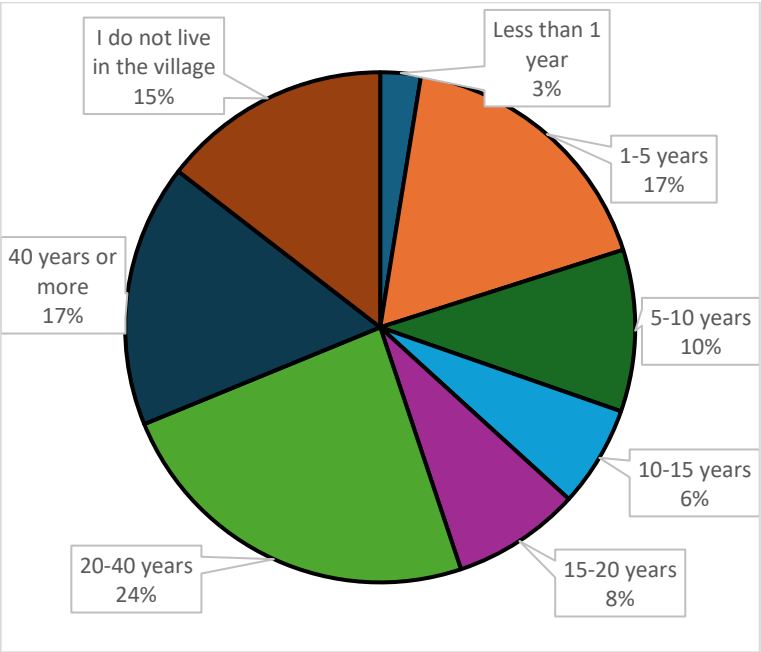
Q2. Age of Respondents

All 237 individuals who participated in this survey responded to this question. Of the respondents, 149 (63%) were over 50 years old with the majority of the respondents in the age group of 60-69 which consisted of 60 individuals.



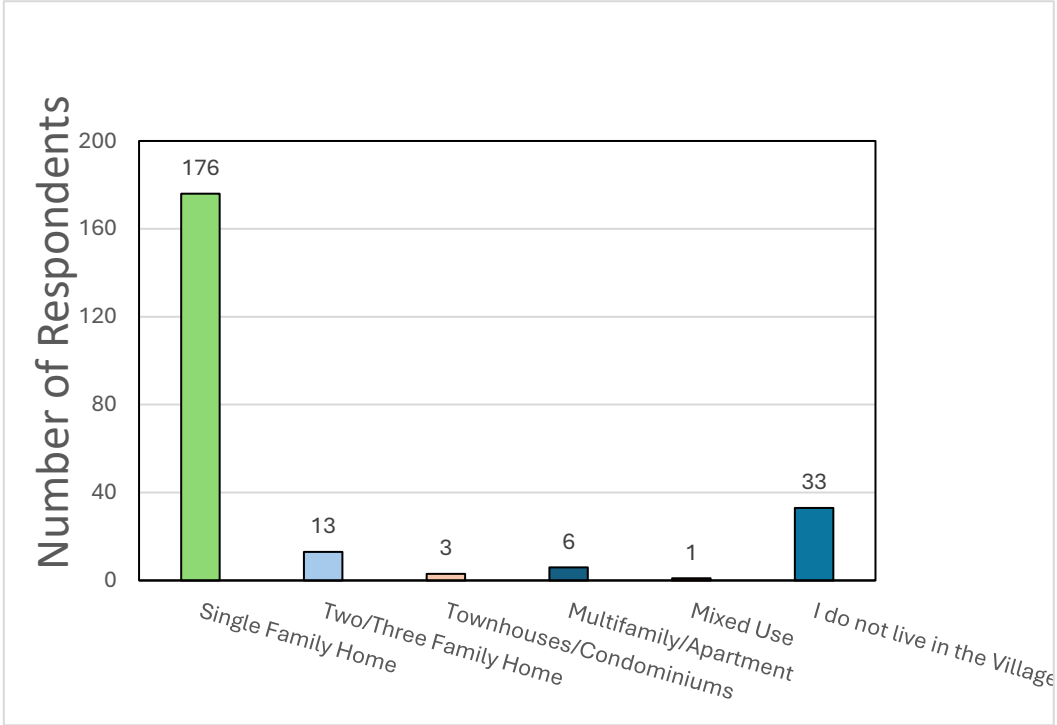
Q3. Length of Time Lived in Village

This question was intended to show the length of time that respondents have resided in the Village. Out of the 234 people that responded to this question, many are long-term residents of the Village. 24% (56) of the individuals have indicated that they have lived in the Village of Northport for 20-40 years, and 17% (41) of individuals have lived in the Village for 1-5 years.



Q4. Type of Housing Unit

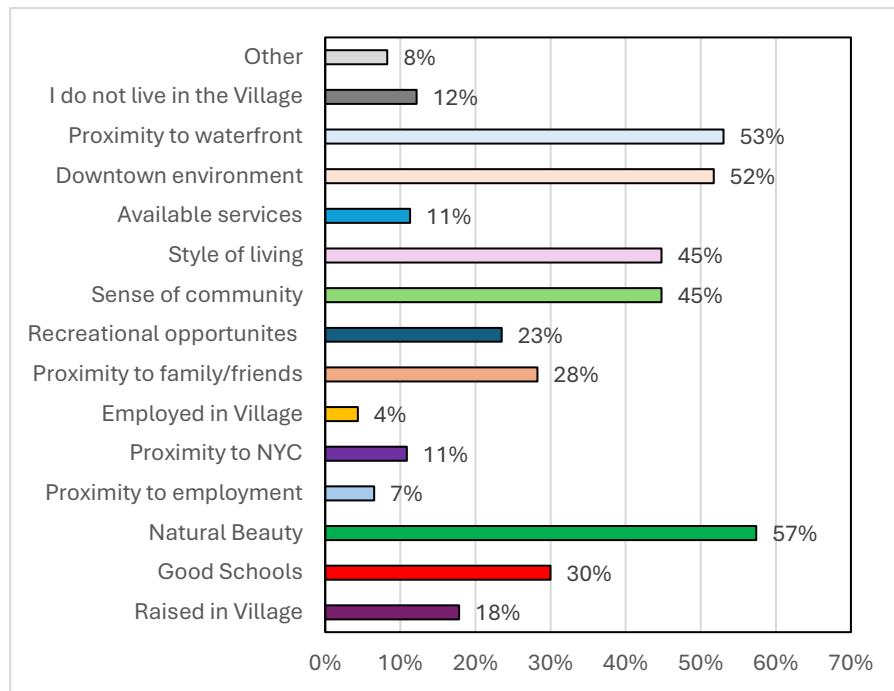
233 respondents answered this question concerning the type of housing that Village residents reside in. Individuals who took this survey, but do not live in the Village, consisted of about 14% (33) of all responses. Most respondents that answered this question, about 75% (176) reside in single family homes. Other responses included two or three family homes (5%), multifamily/apartments (2%), and townhomes (1%).



Q5. Why Reside in the Village of Northport?

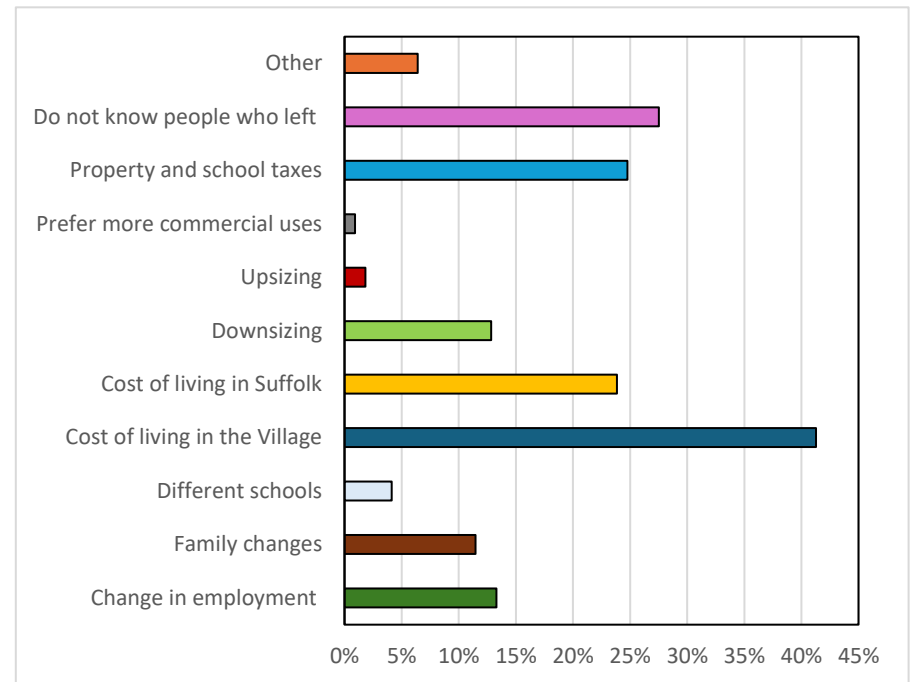
Participants were given an opportunity to express why they chose to live in the Village. 230 individuals answered this question and were able to choose any and all options that are applicable to their situation. Common answers that were chosen among the respondents included:

- Natural beauty
- Waterfront proximity
- Downtown Environment
- Sence of community
- Style of living
- Village Charm (specified in 'Other')



Q6. Why have people you know left the Village?

218 individuals answered this question pertaining to reasons why people they know left the Village. The main responses include the cost of living in the Village (41%) and the property/school taxes (24%). Additionally, the second most common answer was that the respondents did not know anyone that had left the Village which consisted of (27%)



Q7. Village of Northport's Strength's

Question 7 asked the respondents to describe what they love about the Village or the strengths of the Village in up to three words or phrases. Below is a word cloud that identifies the most common themes (words and phrases) expressed by respondents with the larger words/phrases being the most commonly used.



Q8 + Q9. Park Use and Improvements

This series of questions focused on which parks are most visited by respondents, and their suggestions for improvements. For Question 8, 202 out of 210 respondents (96%) indicated using Northport Village Park. Cow Harbor Park was the second most used, with 149 responses, followed by Scudder Park and Steer's Beach Park. Question 9 asked for suggestions for park improvements, which included:

- General Park Improvements: Cleaning and maintenance, more green spaces and shade, additional seating, family-friendly amenities, better public restrooms, new recreation areas (e.g., pickleball courts), and enclosed dog parks.
- Specific Parks:
 - Steers Beach Park: Improved restrooms, concessions, recreational boating, and a gazebo.
 - Northport Village Park: More police presence, fewer events.
 - Cow Harbor Park: More greenery, less development, opposition to the basketball court expansion.
 - Scudder Park: Improved cleanliness, better boating facilities, and screening for maintenance areas.

Q10. Three greatest challenges facing the Village

Respondents were asked to identify what they thought the three greatest challenges that the Village needs to address right away, and within the next 10 years. 205 individuals responded to this question with thoughts and ideas on how the Village needs to improve. These responses were visualized in a word cloud, with the most common themes displayed prominently.



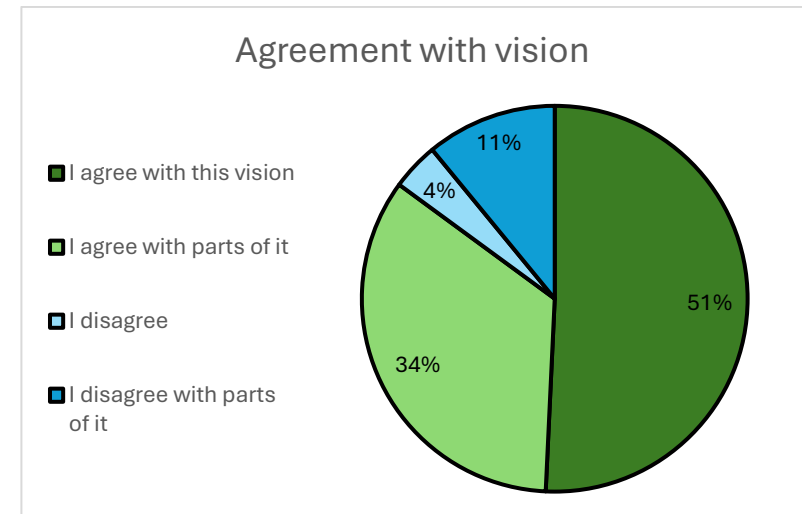
Q11 + Q12. Vision of the Village of Northport

201 individuals participated in question 11 concerning the “Vision” of the Village and were asked if they agreed or disagreed with the entire

or portions of the vision that was incorporated into the question. The main tenants of the vision statement were as follows:

- Protecting historic, cultural, architectural, natural, and scenic resources
- Preserving existing open spaces
- Offering more recreational opportunities
- Protecting the harbor and improving stormwater management
- Maintaining a family-oriented environment
- Encouraging diverse housing options
- Increasing access to the Harbor
- Preserving the Village’s beauty and character for future generations

About 85% of respondents either agreed with the vision listed or agreed with parts of it.



Question 12 then gave participants a chance to write suggestions for improvements to the draft vision statement. Although more than half of the total respondents for the whole survey did not answer this question, a general idea and suggestions on vision improvements were provided by participants as shown below:

Housing:

- Concerned about "encouraging a variety of housing options". If you allow overdevelopment, or too many rental units, the quality of the Village will decline.

Recreational Opportunities:

- Building a basketball court in Cow Harbor is contrary in keeping the historic look of our Village.
- Support for increasing recreation only in Steers Park.
- Consider addition of a dog park in the Village.
- Support for dredging the Harbor.
- Create an ongoing tree assessment, pruning and tree replacement program.

Congestion/Walkability/Transit/Parking:

- Focus on reducing congestion.
- Safe, walkable Village and neighborhoods.
- Repair/replace sidewalks and increase accessibility for all ages and abilities.
- Challenging to find parking stalls.

Economy/Business:

- Encourage and support artists, writers, theater and small business owners- carving out funding or support that encourages the arts in Northport.
- Maintain our sense of community and people's participation in community groups and community affairs. Supporting a diverse, locally-based business community.
- Foster the small businesses that line our historic downtown Main Street continue to allow residents to enjoy a quality of life that includes a robust downtown shopping district.
- People come, they spend money, stores stay open. Prioritizing the waterfront and downtown will help the whole community.

Diversity:

- Include a focus that benefits smaller households, including seniors.
- Keeping young families in the Village.
- Welcome people from all backgrounds.

Architecture:

- Preserve the architectural heritage of the Village by streamlining the permit process required for repairs and maintenance.
- Consider limiting the colors and architectural changes that can be made to Village storefronts.

Q13 + Q14. Increase in Housing Options/Types

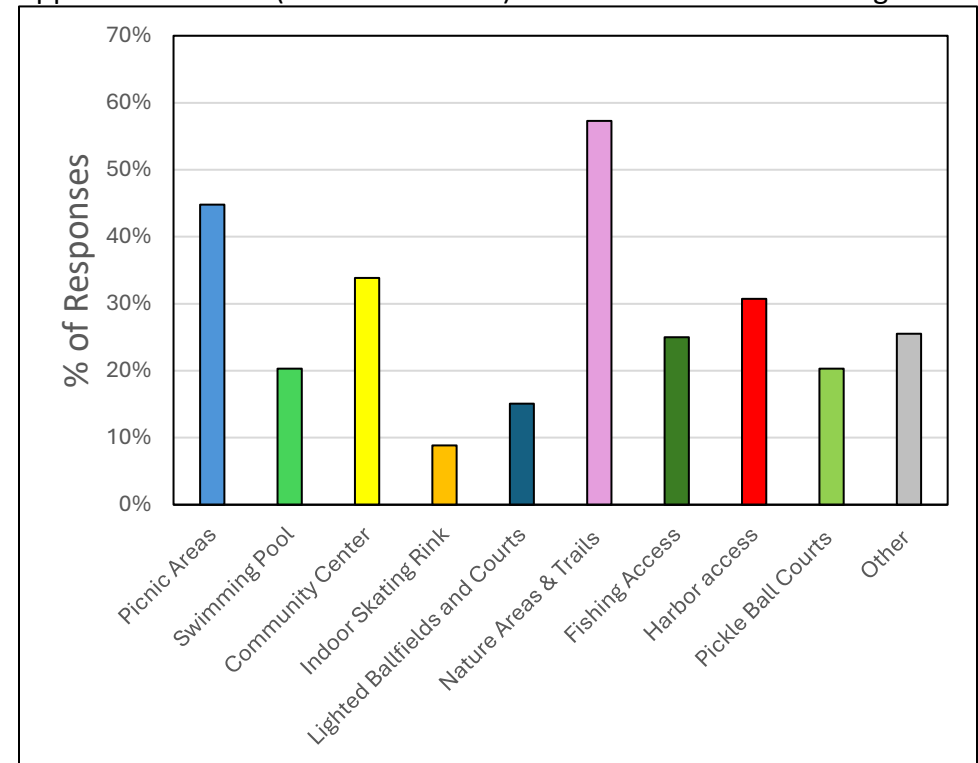
Both of these questions dealt with the theme of an increase in housing in the Village, but more specifically the housing type and option. The majority of the respondents for both questions indicated that they are not in favor for an increase in any housing for the Village. Specifically, question 13 asked participants if they thought the Village needed more housing options (owner occupied dwellings & renter occupied dwellings) with an additional choice of 'none of the above', resulting in about 66% (130) of participants in this question choosing 'none of the above'.

Similarly, question 14 asked participants to choose what type of housing they thought the Village needs, resulting 54% of respondents choosing the none of the above option. However, three housing types that were chosen from the participants were accessory apartments (15%), single family homes (14%), and senior housing (13%). Respondents also specified thoughts and ideas in the 'other' option, which resulted in comments generally against the increase of housing in the Village due to concerns about 'overcrowding'.

Q15. Recreational Opportunities in the Village

Out of the 237 individuals who participated in this survey, 192 provided an answer to this question. Respondents were asked to choose recreational opportunities that they think the Village needs more of, about 45% of responses supported an increase in Picnic Areas, however, this was second to respondents wanting an increase in Nature Areas and Trails which consisted of 57% of all responses. Additionally, participants were also given the option to write another option that they thought should be included in the Village, which consisted mainly of ideas like including dog parks and outdoor dining

opportunities (food trucks) in the Village.



Q16. Important planning elements for the future of the Village

Participants for this question were given 25 different planning elements and were asked if they believed that those considerations are important to the Village future by selecting 'yes', 'no', or 'not sure'. Many of these elements had a overwhelming 'yes' response, specifically, the following elements had a total 70% or more of 'yes' responses:

- Maintaining residential serenity

- Supporting the ability of seniors to age in a place in the community
- Providing parks/recreational opportunities
- Protecting open space
- Minimizing flooding
- Protecting/enhancing the water quality of the Harbor
- Improving stormwater management and protections
- Protecting natural and ecological resources
- Enhancing the pedestrian network/maintaining safe pedestrian pathways
- Improving traffic flow
- Minimizing additional traffic volume on Village roadways
- Protecting the existing downtown character
- Preserving locally important historic sites in the Village

Additionally, there were a few planning elements for the future of the Village that participants mainly responded ‘no’ to. These elements include:

- Encouraging affordable housing options
- Encouraging a variety of housing types
- Increasing parking for visitors downtown
- Expanding commercial uses around the existing downtown
- Consolidating government services outside downtown and freeing up downtown buildings for more commercial uses

Respondents were also given the opportunity to share thoughts about other planning elements for the Village future which included key themes like:

- Parks and Recreation: Participants suggested several improvements, such as better upkeep, more green space, and

addressing the basketball court expansion in Cow Harbor Park, which many felt was negatively impacting the park's charm and tranquility.

- Facilities and Amenities: Requests included adding or improving public restrooms, offering more picnic areas, and enhancing playground equipment, including rubber flooring for safety.
- Environmental Concerns: Many respondents emphasized the need to preserve natural beauty, replant trees that were removed, and minimize further development and concrete additions.
- Community and Relaxation: The desire to keep parks family-friendly, quiet, and free from overdevelopment was a common theme, with concerns about noise from sports activities and events affecting the ambiance.
- Practical Improvements: Suggestions included improving path cleanliness, addressing drainage issues, and creating more accessible recreational spaces for diverse community use.

Q17. Final Questions and Comments

At the end of the survey, participants were given a chance to write any comments or questions about greater Comprehensive Plan about topics that were not included in the survey. Over half of the total respondents of the survey did not participate in this question and the main themes were mainly already discussed throughout the survey, however, there were a few main takeaways:

- Recreational Improvements: Participants called for enhancements to parks, such as adding new playground equipment, shaded picnic areas, and more green space.

- Basketball Court Concerns: Many respondents expressed dissatisfaction with the expansion of the basketball court in Cow Harbor Park, criticizing the loss of trees and green areas.
- Restroom Upgrades: There were several requests for the renovation and better maintenance of public restrooms in park areas.
- Parking and Accessibility: Suggestions included relocating parking lots to improve waterfront views and enhancing overall park accessibility.
- Community Spaces: Some recommended using available land for new recreational facilities, like tennis courts, and creating native garden spaces.
- Environmental Considerations: Respondents highlighted the need to remove concrete, reintroduce native trees, and implement sustainable practices, such as addressing flooding issues.
- Events and Overdevelopment: Concerns were raised about overcrowding and the impact of frequent events on the parks, advocating for preserving the natural charm of the area.